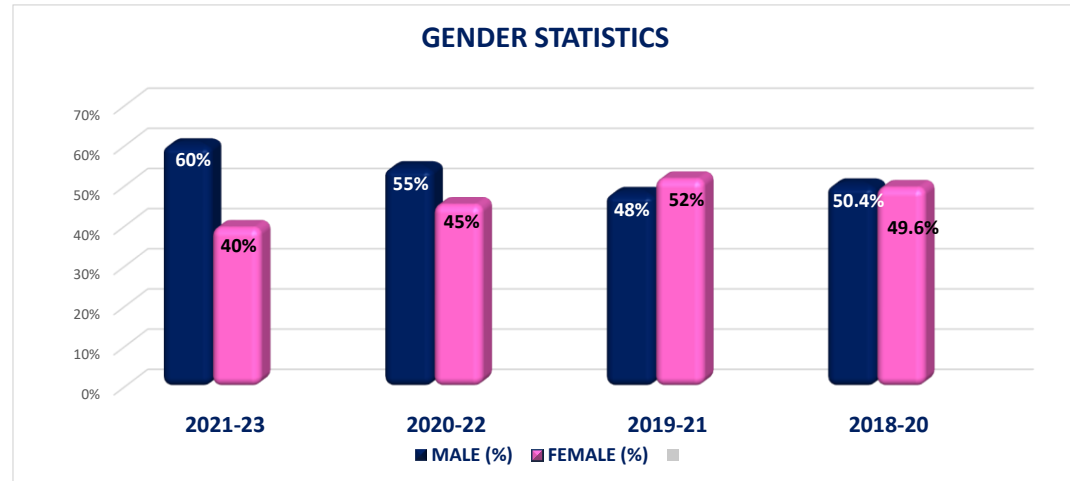


5.5 STUDENT DIVERSITY

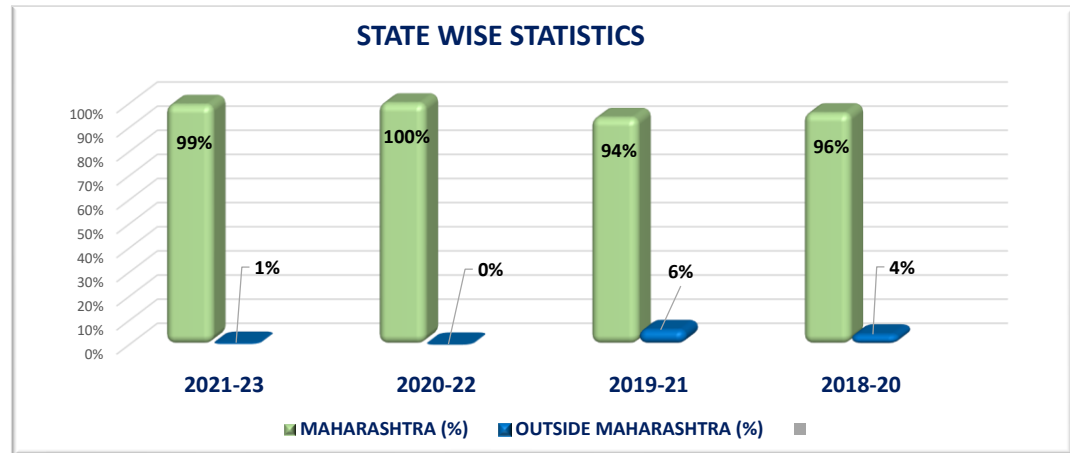
GENDER STATISTICS ARE GIVEN BELOW

BATCH	MALE (%)	FEMALE (%)
2021-23	60%	40%
2020-22	55%	45%
2019-21	48%	52%
2018-20	50.4%	49.6%



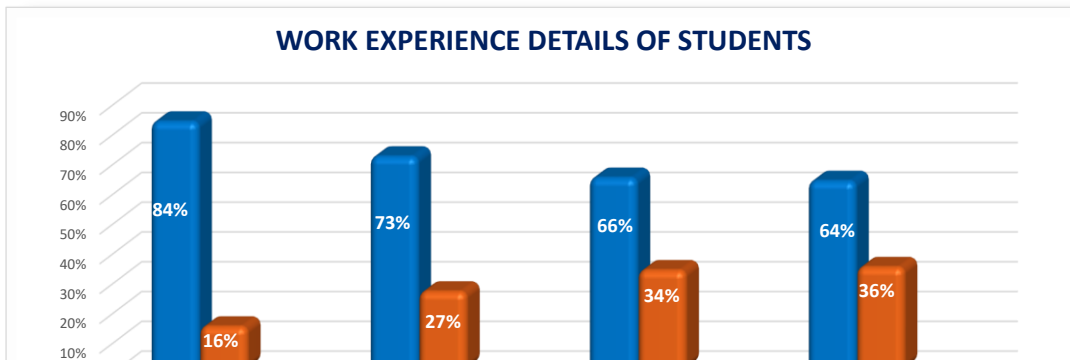
STATE WISE STATISTICS/ STUDENT DIVERSITY ARE GIVEN BELOW

BATCH	MAHARASHTRA (%)	OUTSIDE MAHARASHTRA (%)
2021-23	99%	1%
2020-22	100%	0%
2019-21	94%	6%
2018-20	96%	4%



WORK EXPERIENCE DETAILS OF STUDENTS ARE GIVEN BELOW

BATCH	FRESHER (%)	EXPERIENCE (%)
2021-23	84%	16%
2020-22	73%	27%
2019-21	66%	34%
2018-20	64%	36%





QUALIFICATION DETAILS OF STUDENTS ARE GIVEN BELOW

BATCH	Professional Courses (B.E./B.TECH)	Traditional Degree programmes (B.COM/B.SC/B.A)	Self financing (BMS/BBA/BMM/BBI etc.)
2021-23	7.1%	47.4%	45.5%
2020-22	8.6%	42.4%	48.9%
2019-21	8.6%	37.1%	54.3%
2018-20	12.4%	45.5%	42.1%

